



Year 2 Home Learning



Summer 2 Week 6 (Week beginning 06.07.20)

Another week done! Keep going, you're doing so well.

Miss Mallaband 😊

<p style="text-align: center;"><u>Maths</u></p> <p>During our home learning time, we will be using Hamilton trust learning packs. Please see the website to access these and complete daily.</p> <p>You do not necessarily need to complete your own year group: if you feel that you need something that is a little easier or a bit more challenging, why not try another year group first?</p> <p>Keep an eye out on Purple Mash as well where I will be setting you online tasks.</p>	<p style="text-align: center;"><u>English</u></p> <p>During our home learning time, we will be using Hamilton trust learning packs. Please see the website to access these and complete daily.</p> <p>You do not necessarily need to complete your own year group: if you feel that you need something that is a little easier or a bit more challenging, why not try another year group first?</p> <p>Keep an eye out on Purple Mash as well where I will be setting you online tasks.</p>	<p style="text-align: center;"><u>Science</u></p> <p>Look at the information below.</p> <p>Some plants are grown for humans and animals to eat.</p> <p>Sometimes not all of the plant is eaten and only certain parts are eaten.</p> <p>Can you sort the pictures below into the correct category to show what part of a plant we eat?</p>
<p style="text-align: center;"><u>Geography</u></p> <p>What do you think work life in Mexico is like? Do you think we have the same jobs in Wolverhampton as they do in Tocuaro?</p> <p>Tocuaro is famous for mask making. People from all over America and Euprose buy these masks.</p> <p>Who do you think buys them? How are they made? Now design your own mask!</p>	<p style="text-align: center;"><u>RE</u></p> <p>This week we are looking at the creation story.</p> <p>What is the creation story?</p> <p>I have given you some information and the creation story to read below.</p> <p>Can you use the template below to re-tell the creation story?</p>	<p style="text-align: center;"><u>PHSCE</u></p> <p>This week we are looking at embracing our differences with other families.</p> <p>Have a look at the family below. Read their information.</p> <p>What similarities and differences do you have between this family and you own?</p> <p>Can you write these down?</p>
<p style="text-align: center;"><u>DT</u></p> <p>This week I want you to create an advert for your tacos. On a poster, can you draw your taco and tell me all about it?</p> <p>Pretend your advert is going in a shop to attract customers! How will you make it stand out? What colours will you use? What information will you include?</p>	<p style="text-align: center;"><u>Computing</u></p> <p>Can you design your own film trailer? What is your film about? Which characters would star in it? What will the trailer show?</p> <p>Mind map your ideas! Watch some film trailers to help you create some ideas.</p>	<p style="text-align: center;"><u>Handwriting</u></p> <p>In year 2 we are always trying to make our handwriting and presentation neater. I have included a spelling list which I would like you to practice in your neatest handwriting.</p>
<p style="text-align: center;"><u>Music</u></p> <p>Can you match the instruments to what they look like? Test your knowledge and match as many instruments as you know!</p> <p>Do you know what sounds they make? Have you played one before?</p>	<p style="text-align: center;"><u>PE</u></p> <p>Keep your body active by taking part in a Joe Wicks routine!</p> <p>Try cosmic yoga to get your body stretching.</p>	<p style="text-align: center;"><u>Well being</u></p> <p>Take some time to relax.</p> <p>Have a go at colouring in one of the mindful colouring images I have attached!</p> <p>Maybe do some arts and crafts?</p>

Music - Week 6

Join each word to the matching picture.

drums



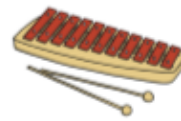
cymbals



acoustic
guitar



triangle



glockenspiel



Join each word to the matching picture.

recorder



tambourine



maracas



violin



piano



DT - Week



Plants We Eat



Cress is a plant that we eat.

Lots of the food that we eat is a part of a plant.

Can you think of any?



Plants We Eat: Fruit

Many plants have fruit to carry and spread their seeds.
Some of the food we think of as vegetables are actually fruits.



Plants We Eat: Vegetables

Vegetables come from all different parts of plants.



Plants We Eat: Root Vegetables



Plants We Eat: Stem Vegetables



Plants We Eat: Leaf Vegetables



Plants We Eat: Flower Vegetables



From Farm to Fork

Most of the plants that we eat are grown by farmers.

Farmers grow plants for food. They call the plants crops.



Roots

Stems

Leavers

Flowers

Fruits

Seeds



sweet corn



rhubarb



peas



beetroot



orange



lettuce



cabbage



cauliflower



carrot



celery



broccoli



apple


How Are the Masks Made?

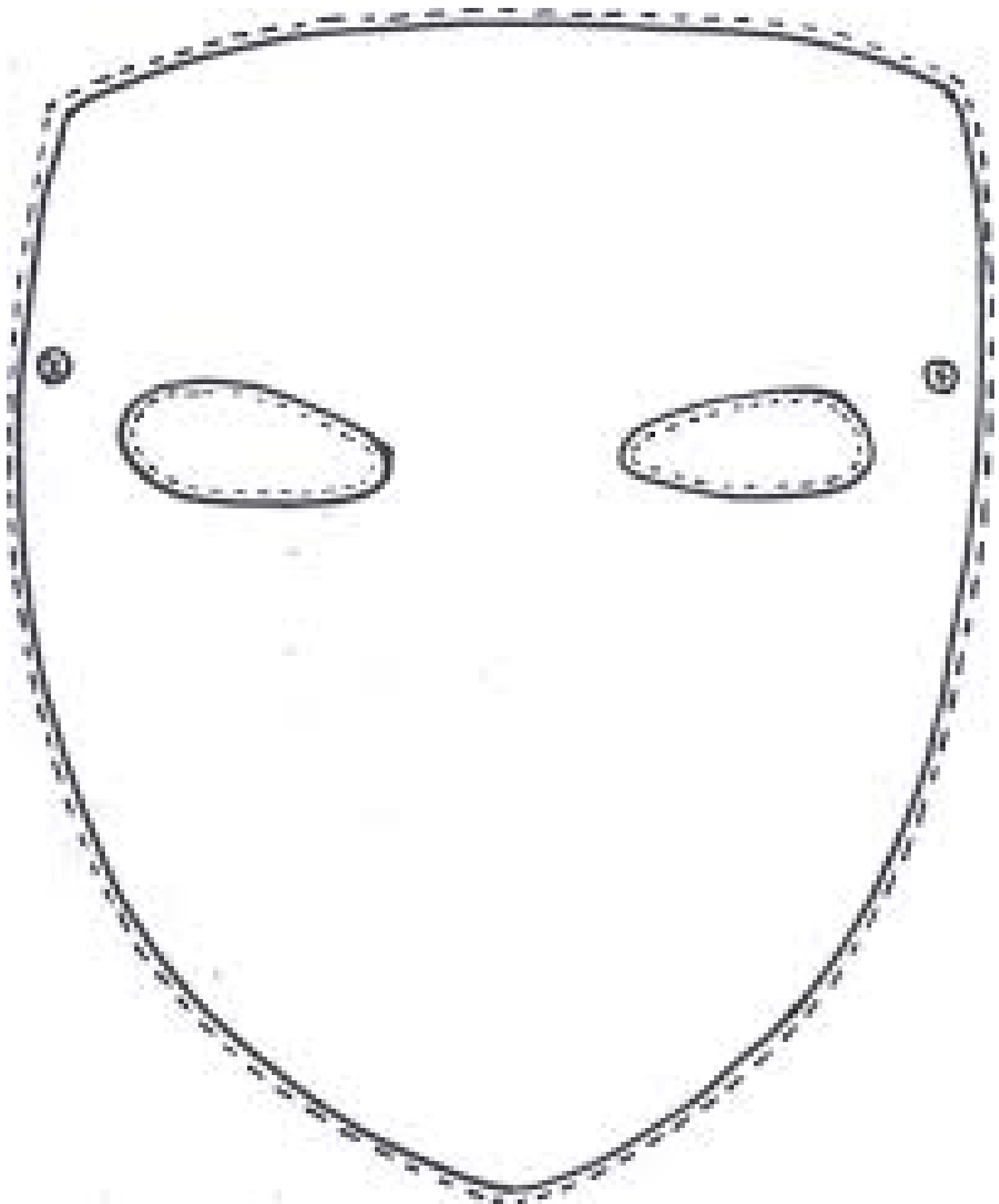
The masks are made from soft, white wood. This is because it is easy to shape.

A chisel and hammer are used to shape the mask.

It can often take five days to make just one mask.

Each mask created is very unique!







The Bridge Family

Family members: Hannah (mother), Liam (father), Jacob (son), Ryan (son)

Location: Wolverhampton

Lives in: An apartment

Jobs: Hannah is a school teacher.

Liam is a lorry driver a shop.

The Bridge family like football. They support Wolves FC. Liam especially likes taking his children to the matches. Hannah likes to go to yoga with her friends. The family own a dog, Chico the pug, and 2 cats, Bill and Bob. Liam is originally from London so they travel to London a lot to see family. Jacob loves to watch Spiderman and Ryan loves Super Mario! Hannah is very afraid of lizards and snakes!

RE – Week 6

What is the Creation Story?

The Creation story is what the Bible says about how the world was created by God.

There are lots of stories from other religions, as well as scientific theories which also explain how the world was created.



The Creation Story



On the first day...



God separated light from darkness. He called the light "day" and the darkness "night".

The Creation Story



On the second day...



God made the earth and sky.

The Creation Story



On the third day...



God created the land and the seas. He also created plants and trees.

The Creation Story



On the fourth day...



God created the sun, the moon and the stars.

The Creation Story



On the fifth day...



God created birds and sea creatures.

The Creation Story



On the sixth day...



God created animals to fill the earth. God also created humans to enjoy and care for all that He had made.

The Creation Story



On the seventh day...



God rested. God was happy with all He had made.

The Christian Creation Story



On the _____ day,
God rested.



On the sixth day, God made
_____ to fill the Earth.
He also created _____
and _____.



7



6

On the fifth day, God
made _____ and
sea creatures.



2

On the _____ day,
God separated light
and _____.



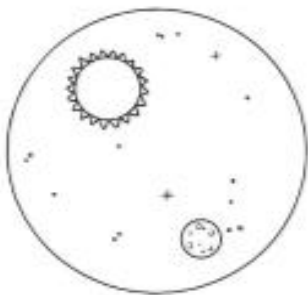
3

On the second day,
God made the
_____ and _____.



4

On the third day, God made
the land and seas. He also
made the _____
and _____.



5

On the fourth day, God
made the _____,
the _____ and
the _____.

Handwriting – Week 6

Choose some words from the statutory spelling list below and practise using your neatest handwriting.

I have attached our Kinetic Letters Strip to remind you about the formation of our letters.

Aa Bb Cc Dd Ee Ff Gg Hh Ii Jj Kk Ll Mm Nn Oo Pp Qq Rr Ss Tt Uu Vv Ww Xx Yy Zz

Year 1				Year 2				
a	his	push	was	after	class	floor	most	pretty
are	house	put	we	again	climb	gold	move	prove
ask	I	said	were	any	clothes	grass	Mr	should
be	is	says	where	bath	cold	great	Mrs	steak
by	love	school	you	beautiful	could	half	old	sugar
come	me	she	your	because	door	hold	only	sure
do	my	so		behind	even	hour	parents	told
friend	no	some		both	every	improve	pass	water
full	of	the		break	everybody	kind	past	who
go	once	there		busy	eye	last	path	whole
has	one	they		child	fast	many	people	wild
he	our	to		children	father	mind	plant	would
here	pull	today		Christmas	find	money	poor	

